



LIGHT
COMMERCIAL
VEHICLES



EXPERT



PEUGEOT EXPERT



FUNCTIONALITY AND EFFICIENCY

Powered by a 2.0L diesel automatic transmission with 370 Nm of torque, this model delivers exceptional efficiency with the lowest consumption and emission levels in its class.

It not only offers best-in-class fuel economy, but also the best payload capacity of 1,357 kg, along with added convenience features like cruise control and speed limiter.

The Expert is built to suit all trades with versatility and performance, available in both Panel Van and Combi variants with seating for up to 9 passengers.

2026 PEUGEOT EXPERT FACELIFT

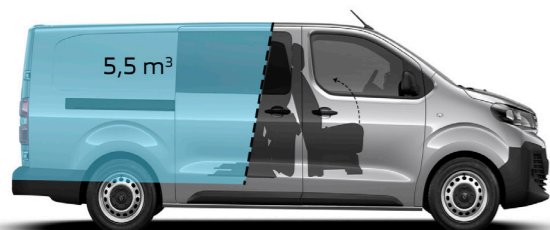


PRODUCT	EXPERT
MODEL YEAR	2026
LEGEND	
■	Available
○	Optional
–	not available

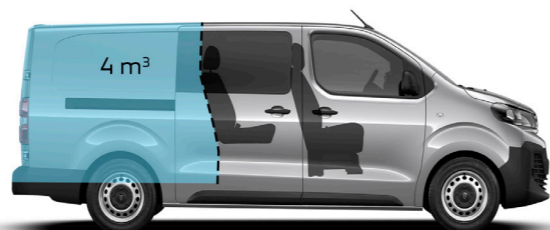
PERFORMANCE FIGURES

MECHANICAL	Panel Van L3	Combi Van L3
Engine	2.0L BlueHDI	
Fuel System	Diesel high pressure turbo-charged	
Cylinders / Valves	4	
Power (hp)	150 HP	
Torque (Nm)	370 Nm	
Transmission option	8-Speed Automatic	
Suspension, front	Reinforced Pseudo-Mac Pherson axle with anti-roll bar	
Suspension, rear	Oblique wishbone trailing arms rear axle	
Brakes, front	Vented disc	
Brakes, rear	Disc rotor	
Fuel consumption Extra Urban (MT / AT) (km/l)	18.6	
Fuel consumption Urban (MT / AT) (km/l)	15	
Fuel consumption Combined (MT / AT) (km/l)	17	
Emission classification	Euro 5	Euro 4
CAPACITIES	Panel Van L3	Combi Van L3
Total Cargo Load Volume (L)	6,100	1,237
Fuel tank capacity (L)	70 L	
Seating capacity (front / 2nd row / 3rd row)	3	(3/3/3) 9
Maximum Payload Capacity (Kg)	1,357	1,330

EXPERT PANEL VAN



EXPERT COMBI VAN



Vehicle standard specifications and options are subject to change depending on production version & supplier availabilities.



GREATER MODULARITY FOR GREATER PRODUCTIVITY

With its **Moduwork**® bench seat, sliding side doors and insulated bulkhead, the **PEUGEOT EXPERT** vans offer numerous configurations in order to meet the needs of all business users.




2026 PEUGEOT EXPERT FACELIFT

EXTERIOR		
	Panel Van L3	Combi Van L3
Fog lamps, rear	■	■
Automatic windscreen wipers	■	■
Headlamps, halogen, projector type with bulb DRL	■	■
Sliding doors, right side only	■	■
Sliding doors, right & left side	○	■
Windows row 3, row 3 and rear	-	■
16" wheels	■	■
Spare tire, full size spare steel grey	■	■
Rear door, 2 rear hinged doors with 180° opening	■	-
CONVENIENCE & TECH		
	Panel Van L3	Combi Van L3
Front A/C, manual	■	-
Automatic A/C	-	■
Rear A/C, manual with roof vents	-	■
Cruise Control, with speed limiter	■	■
Radio RCE AM/FM/DAB (A2 - black matte bezel, resistive 5" SD black&white touch screen, bluetooth hands-free kit, with DAB)	■	■
Bluetooth connectivity, phone connectivity & audio streaming	■	■
Electrical connectivity feature, front, 12V (120W)	■	■
Electrical connectivity feature, D-Pillar, 12V (120W)	-	■
Symmetrical 50/50 swing glazed doors with heating system and wipers	○	-
Look Pack: painted bumpers, exterior mirror shells and handles as well as painted decor strip	○	-
Rear parking sensors with 180 camera	○	-
2 sliding side windows	○	-
Single driver & passenger adjustable seats with armrest	○	-








PEUGEOT EXPERT | COMPACT COMMERCIAL VEHICLE



Vehicle standard specifications and options are subject to change depending on production version & supplier availabilities.

2026 PEUGEOT EXPERT FACELIFT

INTERIOR			
	Panel Van L3	Combi Van L3	
Multi-function steering wheel with manual tilt & telescopic adjustment	■	-	
Central locking, with switch & indicator + with automatic locking when rolling	■	■	
Power windows, front, driver & passenger, one-touch up	■	■	
Front seats configuration, driver + 2 bench seats with storage under the seats	■	■	
Driver seats adjustment, manual, 6-way, slide, recline and height	■	■	
Rear seats configuration, Row 2 (60:40) + Row 3 (fixed bench)	-	■	
Bulkhead, fixed	■	-	
Cup holders, 2, front	■	■	
Door storage, large (suitable for 1.5L water bottles)	■	■	
SAFETY			
	Panel Van L3	Combi Van L3	
SRS Airbag, 2, front, driver & passenger	■	■	
SRS Airbag, Sside airbags 1st row driver and passenger thorax in the seats and curtain for the head	-	■	
Parking Assist System, rear parking sensor (4)	■	■	
Automatic unlocking & fuel cut-off, in case of impact	■	■	
Tyre Pressure Monitoring System, TPMS	■	■	
COLOUR AND TRIM			
EXTERIOR		Panel Van L3	Combi Van L3
Icy White		○	○
Artense Grey (Metallic)		○	○
Black Perla Nera (Metallic)		○	○
Titanium Grey (Metallic)		○	○
INTERIOR		Panel Van L3	Combi Van L3
Curitiba Black Art Grey		■	■

EXTERIOR COLORS



WHEELS



16-inch steel wheels with black half hubcap



INTERIOR COMFORT

On the inside, The **PEUGEOT EXPERT** commercial van offers superior driving comfort. The step provides easy access to the elevated seating position, which dominates the road. Along with the functional ergonomic driving position the cabin also offers numerous storage compartments and connectivity.

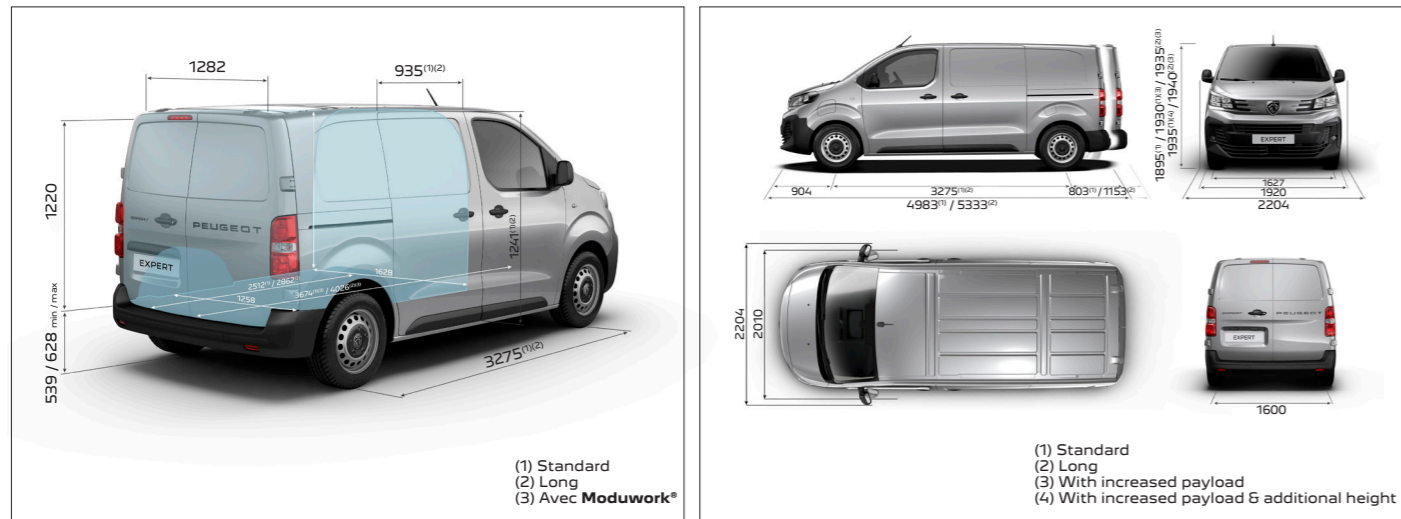


2026 PEUGEOT EXPERT FACELIFT

DIMENSIONS AND CAPACITIES

EXTERIOR (All dimensions in mm unless otherwise stated)		Panel Van L3	Combi Van L3
Wheelbase		3275	
Overall length		5309	
Body width, without mirrors / with mirrors		2,204 / 1,920	
Overall height		1940	
Front track width		1630	
Rear track width		1618	
Maximum width of side doors		935	
Maximum height of rear doors		1241	
Maximum width of rear doors		1,282	1,212
Maximum height of rear doors		1,220	1,181
Minimum ground clearance		150	
INTERIOR (All dimensions in mm unless otherwise stated)		Panel Van L3	Combi Van L3
Maximum load height		1,397	1,337
Maximum load length (behind last seats)		2,862	958
Maximum load width		1,628	1,618
Minimum load width		1,258	1,228

PEUGEOT EXPERT | EXTERIOR DIMENSIONS



Vehicle standard specifications and options are subject to change depending on production version & supplier availabilities.



TAILORED TO YOUR NEEDS

The PEUGEOT Expert has many versions to support your business day to day and meet your most specific needs. Discover the various options and configure an Expert adapted to your use.



